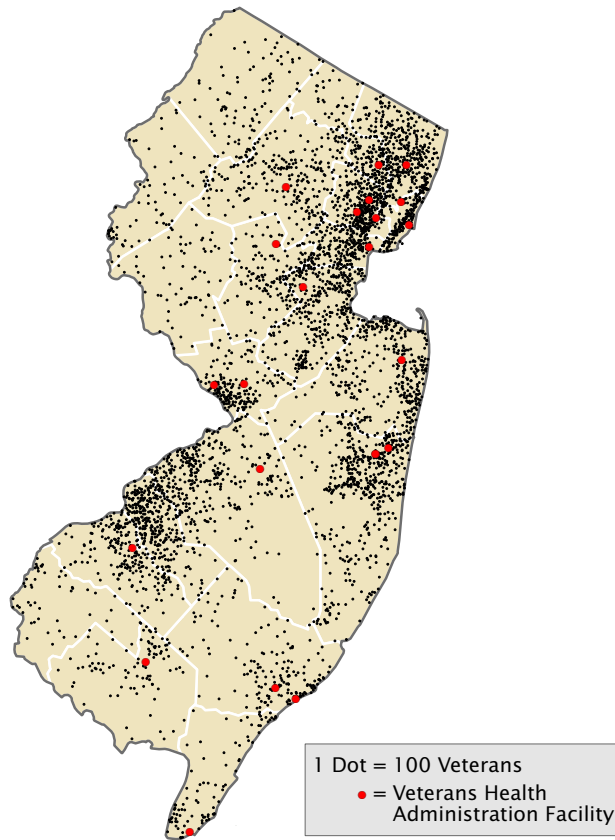


# Veteran Statistics | New Jersey

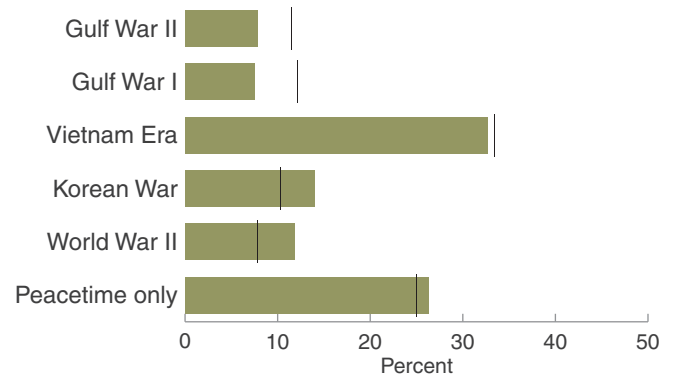


	<u>New Jersey</u>	<u>United States</u>
<b>Veteran Population</b>	<b>437,652</b>	<b>21,369,602</b>
Percent female	5.2	7.3
Unemployment rate for veterans	7.9	5.3
Number of homeless veterans	630	49,865
Median household income (In 2014 inflation-adjusted dollars)	\$75,332	\$61,884
Number of VA* facilities	23	1,356
Number of veteran-owned businesses	58,478	2,540,706

\* VA = Department of Veterans Affairs

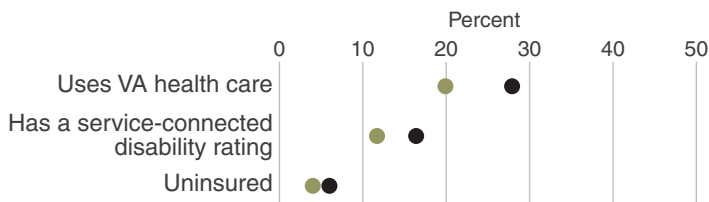
## PERIOD OF SERVICE

■ State | U.S. and PR



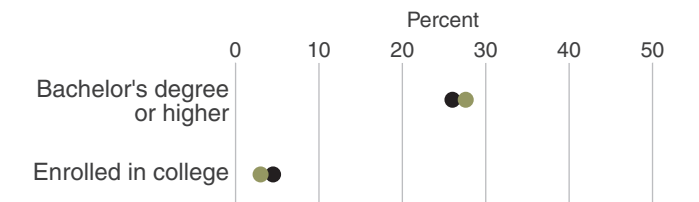
## HEALTH CARE

● State ● U.S. and PR



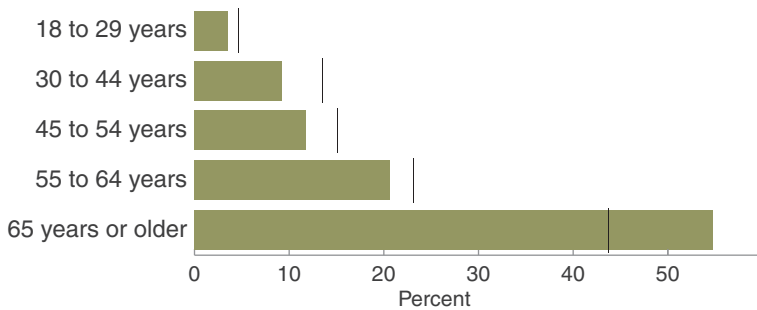
## EDUCATIONAL ATTAINMENT

● State ● U.S. and PR



## AGE DISTRIBUTION

■ State | U.S. and PR



## HOUSEHOLD INCOME DISTRIBUTION

■ State | U.S. and PR

